



Location: CMA2a - Causeway Bay Community Centre

Report on 24-hour TSP monitoring

Action Level ($\mu\text{g}/\text{m}^3$) - 169.5

Limit Level ($\mu\text{g}/\text{m}^3$) - 260

Date	Sampling Time	Weather Condition	Filter paper no.	Filter Weight, g		Elapse Time, hr		Sampling Time, hr	Flow Rate, m^3/min			Total Volume, m^3	TSP Level, $\mu\text{g}/\text{m}^3$
				Initial	Final	Initial	Final		Initial, Q_{si}	Final, Q_{sf}	Average		
28-Sep-11	8:00	Cloudy	001296	2.8633	3.0548	14393.86	14417.85	23.99	1.41	1.44	1.43	2053	93
3-Oct-11	8:00	Cloudy	001213	2.7621	2.8547	14420.85	14444.86	24.01	1.47	1.47	1.47	2122	44
8-Oct-11	8:00	Fine	001328	2.7921	2.9983	14445.86	14469.87	24.01	1.33	1.38	1.35	1951	106
14-Oct-11	8:00	Fine	001312	2.8703	2.9665	14472.87	14496.88	24.01	1.42	1.42	1.42	2051	47
20-Oct-11	8:00	Sunny	001317	2.8739	3.0802	14499.88	14523.88	24.00	1.37	1.37	1.37	1967	105
26-Oct-11	8:00	Sunny	001418	2.7671	2.9393	14499.88	14523.88	24.00	1.41	1.41	1.41	2026	85

Report on 1-hour TSP monitoring

Action Level ($\mu\text{g}/\text{m}^3$) - 323.4

Limit Level ($\mu\text{g}/\text{m}^3$) - 500

Date	Sampling Time	Weather Condition	Filter paper no.	Filter Weight, g		Elapse Time, hr		Sampling Time, hr	Flow Rate, m^3/min			Total Volume, m^3	TSP Level, $\mu\text{g}/\text{m}^3$
				Initial	Final	Initial	Final		Initial, Q_{si}	Final, Q_{sf}	Average		
30-Sep-11	8:45	Fine	001337	2.7841	2.7903	14417.85	14418.85	1.00	1.33	1.33	1.33	80	78
30-Sep-11	9:50	Fine	001336	2.7893	2.7970	14418.85	14419.85	1.00	1.40	1.37	1.38	83	93
30-Sep-11	10:53	Fine	001335	2.7771	2.7872	14419.85	14420.85	1.00	1.37	1.37	1.37	82	123
4-Oct-11	9:01	Cloudy	001332	2.8090	2.8151	14444.86	14445.86	1.00	1.38	1.38	1.38	83	74
4-Oct-11	10:07	Cloudy	001300	2.8633	2.8729	14445.86	14446.86	1.00	1.43	1.43	1.43	86	112
4-Oct-11	13:00	Cloudy	001301	2.8694	2.8800	14446.86	14447.86	1.00	1.40	1.40	1.40	84	126
10-Oct-11	11:00	Cloudy	001169	2.7691	2.7826	14469.87	14470.87	1.00	1.40	1.40	1.40	84	161
10-Oct-11	13:30	Cloudy	001192	2.7489	2.7631	14470.87	14471.87	1.00	1.42	1.42	1.42	85	166
10-Oct-11	16:40	Cloudy	001068	2.8196	2.8297	14471.87	14472.87	1.00	1.42	1.42	1.42	85	118
15-Oct-11	8:35	Fine	001320	2.8488	2.8533	14496.88	14497.88	1.00	1.28	1.28	1.28	77	58
15-Oct-11	9:42	Fine	001319	2.8623	2.8692	14497.88	14498.88	1.00	1.38	1.38	1.38	83	84
15-Oct-11	10:50	Fine	001318	2.8613	2.8696	14498.88	14499.88	1.00	1.42	1.42	1.42	85	97
21-Oct-11	8:45	Sunny	001313	2.8906	2.9032	14523.88	14524.88	1.00	1.39	1.39	1.39	83	151
21-Oct-11	9:50	Sunny	001385	2.7723	2.7852	14524.88	14525.88	1.00	1.32	1.32	1.32	79	164
21-Oct-11	10:55	Sunny	001386	2.7735	2.7828	14525.88	14526.88	1.00	1.32	1.32	1.32	79	118
27-Oct-11	8:57	Fine	001388	2.7732	2.7791	9816.89	9817.89	1.00	1.25	1.25	1.25	75	79
27-Oct-11	9:59	Fine	001390	2.7621	2.7695	9817.86	9818.86	1.00	1.35	1.35	1.35	81	91
27-Oct-11	11:00	Fine	001391	2.7648	2.7754	9818.86	9819.86	1.00	1.35	1.35	1.35	81	130



Location: CMA3a - CWB PRE Site Office Area

Report on 24-hour TSP monitoring
Action Level ($\mu\text{g}/\text{m}^3$) - 171
Limit Level ($\mu\text{g}/\text{m}^3$) - 260

Date	Sampling Time	Weather Condition	Filter paper no.	Filter Weight, g		Elapse Time, hr		Sampling Time, hr	Flow Rate, m^3/min			Total Volume, m^3	TSP Level, $\mu\text{g}/\text{m}^3$
				Initial	Final	Initial	Final		Initial, Q_{si}	Final, Q_{sf}	Average		
28-Sep-11	8:00	Cloudy	001295	2.8730	3.1192	10226.52	10250.52	24.00	1.44	1.44	1.44	2067	119
3-Oct-11	10:00	Cloudy	001354	2.7772	2.8879	10253.52	10277.59	24.07	1.42	1.47	1.45	2091	53
8-Oct-11	8:00	Fine	001375	2.7729	3.0787	10280.59	10304.60	24.01	1.42	1.42	1.42	2046	149
14-Oct-11	8:00	Fine	001171	2.7562	2.8767	10307.60	10331.61	24.01	1.45	1.45	1.45	2082	58
20-Oct-11	8:00	Sunny	001096	2.7903	3.0665	10334.61	10358.61	24.00	1.39	1.39	1.39	2002	138
26-Oct-11	8:00	Fine	001473	2.7852	2.9382	10361.61	10385.61	24.00	1.46	1.46	1.46	2105	73

Report on 1-hour TSP monitoring
Action Level ($\mu\text{g}/\text{m}^3$) - 311.3
Limit Level ($\mu\text{g}/\text{m}^3$) - 500

Date	Sampling Time	Weather Condition	Filter paper no.	Filter Weight, g		Elapse Time, hr		Sampling Time, hr	Flow Rate, m^3/min			Total Volume, m^3	TSP Level, $\mu\text{g}/\text{m}^3$
				Initial	Final	Initial	Final		Initial, Q_{si}	Final, Q_{sf}	Average		
30-Sep-11	9:57	Fine	001360	2.7864	2.7949	10250.52	10251.52	1.00	1.41	1.41	1.41	85	100
30-Sep-11	11:00	Fine	001359	2.7968	2.8051	10251.52	10252.52	1.00	1.41	1.41	1.41	85	98
30-Sep-11	15:16	Fine	001358	2.7995	2.8099	10252.52	10253.52	1.00	1.41	1.41	1.41	85	123
4-Oct-11	11:00	Cloudy	001356	2.7744	2.7853	10277.59	10278.59	1.00	1.45	1.45	1.45	87	126
4-Oct-11	13:00	Cloudy	001348	2.7937	2.8032	10278.59	10279.59	1.00	1.47	1.47	1.47	88	107
4-Oct-11	14:38	Cloudy	001372	2.7862	2.7967	10279.59	10280.59	1.00	1.45	1.45	1.45	87	121
10-Oct-11	9:48	Cloudy	001381	2.7765	2.7879	10304.60	10305.60	1.00	1.42	1.42	1.42	85	134
10-Oct-11	10:53	Cloudy	001383	2.7883	2.8006	10305.60	10306.60	1.00	1.44	1.44	1.44	87	142
10-Oct-11	13:51	Cloudy	001384	2.7694	2.7853	10306.60	10307.60	1.00	1.47	1.47	1.47	88	180
15-Oct-11	9:00	Fine	001408	2.7993	2.8061	10331.61	10332.61	1.00	1.45	1.45	1.45	87	78
15-Oct-11	10:05	Fine	001410	2.7713	2.7786	10332.61	10333.61	1.00	1.45	1.45	1.45	87	84
15-Oct-11	13:10	Fine	001412	2.7912	2.8056	10333.61	10334.61	1.00	1.45	1.45	1.45	87	166
21-Oct-11	10:14	Sunny	001414	2.7663	2.7822	10358.61	10359.61	1.00	1.41	1.41	1.41	85	188
21-Oct-11	13:00	Sunny	001416	2.7686	2.7848	10359.61	10360.61	1.00	1.41	1.41	1.41	85	191
21-Oct-11	15:17	Sunny	001099	2.7928	2.8086	10360.61	10361.61	1.00	1.44	1.44	1.44	86	183
27-Oct-11	8:35	Fine	001491	2.7903	2.8008	10385.61	10386.61	1.00	1.46	1.46	1.46	88	120
27-Oct-11	13:00	Fine	001494	2.7730	2.7844	10386.61	10387.61	1.00	1.49	1.49	1.49	89	128
27-Oct-11	14:23	Fine	001485	2.7545	2.7665	10387.61	10388.61	1.00	1.51	1.51	1.51	91	132



Location: CMA4a - SPCA

Report on 24-hour TSP monitoring

Action Level ($\mu\text{g}/\text{m}^3$) - 171.2
 Limit Level ($\mu\text{g}/\text{m}^3$) - 260

Date	Sampling Time	Weather Condition	Filter paper no.	Filter Weight, g		Elapse Time, hr		Sampling Time, hr	Flow Rate, m^3/min			Total Volume, m^3	TSP Level, $\mu\text{g}/\text{m}^3$
				Initial	Final	Initial	Final		Initial, Q_{si}	Final, Q_{sf}	Average		
28-Sep-11	8:00	Cloudy	001294	2.8650	2.9498	13876.21	13900.20	23.99	1.02	1.02	1.02	1472	58
3-Oct-11	10:00	Cloudy	001221	2.7591	2.8284	13903.20	13927.21	24.01	1.18	1.18	1.18	1700	41
8-Oct-11	8:00	Fine	001373	2.7763	2.9684	13930.21	13954.23	24.02	1.13	1.13	1.13	1627	118
14-Oct-11	8:00	Fine	001066	2.7826	2.8506	13957.23	13981.23	24.00	1.13	1.15	1.14	1642	41
20-Oct-11	8:00	Sunny	001090	2.7857	2.8998	13984.23	14008.24	24.01	1.10	1.10	1.10	1580	72
26-Oct-11	8:00	Fine	001486	2.7718	2.9063	14011.31	14035.31	24.00	0.99	0.99	0.99	1421	95

Report on 1-hour TSP monitoring

Action Level ($\mu\text{g}/\text{m}^3$) - 312.5
 Limit Level ($\mu\text{g}/\text{m}^3$) - 500

Date	Sampling Time	Weather Condition	Filter paper no.	Filter Weight, g		Elapse Time, hr		Sampling Time, hr	Flow Rate, m^3/min			Total Volume, m^3	TSP Level, $\mu\text{g}/\text{m}^3$
				Initial	Final	Initial	Final		Initial, Q_{si}	Final, Q_{sf}	Average		
30-Sep-11	9:44	Fine	001340	2.7737	2.7794	13900.20	13901.20	1.00	1.10	1.10	1.10	66	86
30-Sep-11	10:46	Fine	001339	2.7703	2.7764	13901.20	13902.20	1.00	1.10	1.10	1.10	66	93
30-Sep-11	15:04	Fine	001353	2.7806	2.7884	13902.20	13903.20	1.00	1.10	1.10	1.10	66	118
4-Oct-11	10:51	Cloudy	001355	2.7624	2.7681	13927.21	13928.21	1.00	1.18	1.18	1.18	71	81
4-Oct-11	13:00	Cloudy	001349	2.7783	2.7843	13928.21	13929.21	1.00	1.16	1.18	1.17	70	86
4-Oct-11	14:20	Cloudy	001357	2.7935	2.8001	13929.21	13930.21	1.00	1.18	1.18	1.18	71	93
10-Oct-11	9:32	Cloudy	001374	2.7810	2.7891	13954.23	13955.23	1.00	1.18	1.15	1.16	70	116
10-Oct-11	10:35	Cloudy	001382	2.7841	2.7911	13955.23	13956.23	1.00	1.15	1.15	1.15	69	101
10-Oct-11	13:00	Cloudy	001387	2.7891	2.7971	13956.23	13957.23	1.00	1.13	1.13	1.13	68	118
15-Oct-11	8:44	Fine	001407	2.7882	2.7919	13981.23	13982.23	1.00	1.18	1.18	1.18	71	52
15-Oct-11	9:58	Fine	001409	2.7835	2.7882	13982.23	13983.23	1.00	1.18	1.18	1.18	71	67
15-Oct-11	13:02	Fine	001411	2.7868	2.7937	13983.23	13984.23	1.00	1.18	1.18	1.18	71	98
21-Oct-11	10:03	Sunny	001413	2.7988	2.8067	14008.24	14009.24	1.00	1.24	1.24	1.24	75	106
21-Oct-11	13:00	Sunny	001415	2.7743	2.7816	14009.23	14010.23	1.00	1.22	1.22	1.22	73	100
21-Oct-11	15:10	Sunny	001389	2.7654	2.7736	14010.23	14011.23	1.00	1.22	1.24	1.23	74	111
27-Oct-11	8:48	Fine	001492	2.7845	2.7894	14035.31	14036.31	1.00	1.13	1.13	1.13	68	73
27-Oct-11	13:00	Fine	001493	2.7761	2.7831	14036.31	14037.31	1.00	1.13	1.13	1.13	68	104
27-Oct-11	14:37	Fine	001496	2.7616	2.7679	14037.31	14038.31	1.00	1.13	1.13	1.13	68	93



Location: CMA5a - Children Garden opposite to Pedestrian Plaza

Report on 24-hour TSP monitoring

Action Level ($\mu\text{g}/\text{m}^3$) - 181
Limit Level ($\mu\text{g}/\text{m}^3$) - 260

Date	Sampling Time	Weather Condition	Filter paper no.	Filter Weight, g		Elapse Time, hr		Sampling Time, hr	Flow Rate, m^3/min			Total Volume, m^3	TSP Level, $\mu\text{g}/\text{m}^3$
				Initial	Final	Initial	Final		Initial, Q_{si}	Final, Q_{sf}	Average		
28-Sep-11	8:00	Cloudy	001292	2.8581	2.9732	14859.38	14883.38	24.00	1.09	1.03	1.06	1528	75
3-Oct-11	8:00	Cloudy	001334	2.7647	2.8424	14886.38	14910.19	23.81	1.10	1.13	1.12	1596	49
8-Oct-11	8:00	Fine	001190	2.7473	2.9830	14913.19	14937.20	24.01	1.16	1.16	1.16	1670	141
14-Oct-11	8:00	Fine	001070	2.8149	2.9443	14940.21	14964.18	23.97	1.10	1.10	1.10	1582	82
20-Oct-11	8:00	Sunny	001092	2.7981	2.9721	14967.18	14991.18	24.00	1.32	1.29	1.30	1879	93
26-Oct-11	8:00	Fine	001403	2.7925	2.9605	14994.18	15018.18	24.00	1.18	1.15	1.16	1674	100

Report on 1-hour TSP monitoring

Action Level ($\mu\text{g}/\text{m}^3$) - 332
Limit Level ($\mu\text{g}/\text{m}^3$) - 500

Date	Sampling Time	Weather Condition	Filter paper no.	Filter Weight, g		Elapse Time, hr		Sampling Time, hr	Flow Rate, m^3/min			Total Volume, m^3	TSP Level, $\mu\text{g}/\text{m}^3$
				Initial	Final	Initial	Final		Initial, Q_{si}	Final, Q_{sf}	Average		
30-Sep-11	8:10	Fine	001219	2.7646	2.7712	14883.38	14884.38	1.00	1.15	1.15	1.15	69	95
30-Sep-11	9:15	Fine	001217	2.7661	2.7828	14884.38	14885.38	1.00	1.12	1.12	1.12	67	248
30-Sep-11	10:20	Fine	001215	2.7558	2.7638	14885.38	14886.38	1.00	1.15	1.15	1.15	69	116
4-Oct-11	8:15	Cloudy	001212	2.7651	2.7732	14910.19	14911.19	1.00	1.19	1.19	1.19	71	113
4-Oct-11	9:20	Cloudy	001347	2.7897	2.7941	14911.19	14912.19	1.00	0.93	0.93	0.93	56	79
4-Oct-11	10:23	Cloudy	001188	2.7630	2.7699	14912.19	14913.19	1.00	1.04	1.10	1.07	64	107
10-Oct-11	9:35	Cloudy	001377	2.7877	2.7965	14937.20	14938.20	1.00	1.16	1.16	1.16	69	127
10-Oct-11	11:00	Cloudy	001379	2.7696	2.7778	14938.20	14939.20	1.00	0.98	0.98	0.98	59	139
10-Oct-11	13:00	Cloudy	001380	2.7736	2.7852	14939.20	14940.20	1.00	0.92	0.92	0.92	55	209
15-Oct-11	8:03	Fine	001087	2.7960	2.8037	14964.18	14965.18	1.00	1.16	1.16	1.16	70	111
15-Oct-11	9:09	Fine	001088	2.7796	2.7853	14965.18	14966.18	1.00	1.16	1.16	1.16	70	82
15-Oct-11	10:11	Fine	001094	2.8059	2.8145	14966.18	14967.18	1.00	1.16	1.16	1.16	70	124
21-Oct-11	8:15	Sunny	001398	2.7873	2.7979	14991.18	14992.18	1.00	1.32	1.32	1.32	79	134
21-Oct-11	9:20	Sunny	001399	2.7770	2.7878	14992.18	14993.18	1.00	1.32	1.32	1.32	79	137
21-Oct-11	10:35	Sunny	001401	2.7674	2.7772	14993.18	14994.18	1.00	1.32	1.32	1.32	79	124
27-Oct-11	8:20	Fine	001422	2.7855	2.7921	15018.18	15019.18	1.00	1.18	1.18	1.18	71	94
27-Oct-11	9:30	Fine	001424	2.7873	2.7986	15019.18	15020.18	1.00	1.18	1.18	1.18	71	160
27-Oct-11	10:38	Fine	001426	2.7780	2.7885	15020.18	15021.18	1.00	1.20	1.20	1.20	72	145



Location: CMA6a - WD2 PRE Office

Report on 24-hour TSP monitoring

Action Level - 187.3 $\mu\text{g}/\text{m}^3$
Limit Level - 260 $\mu\text{g}/\text{m}^3$

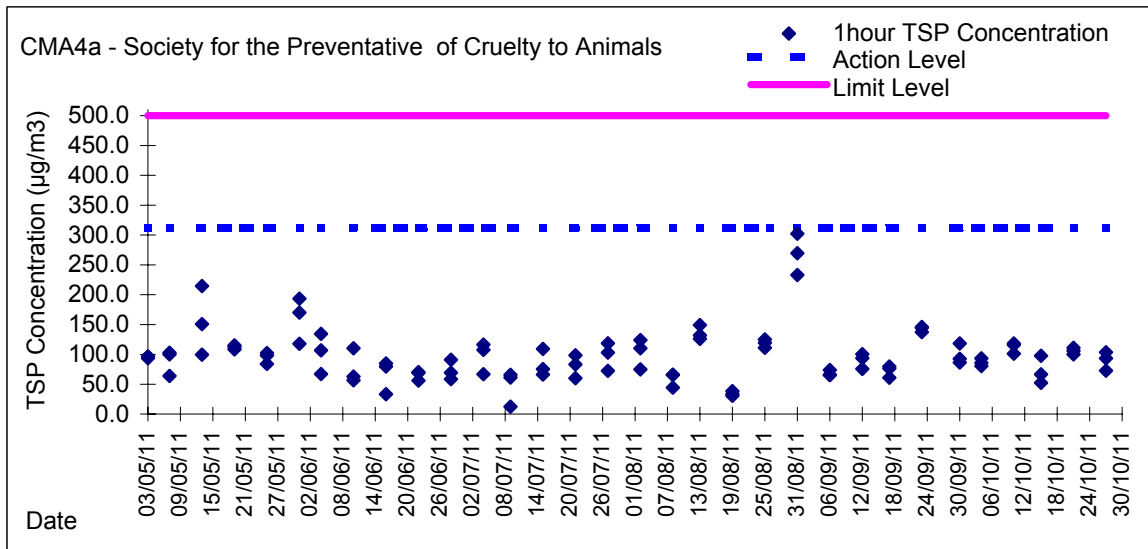
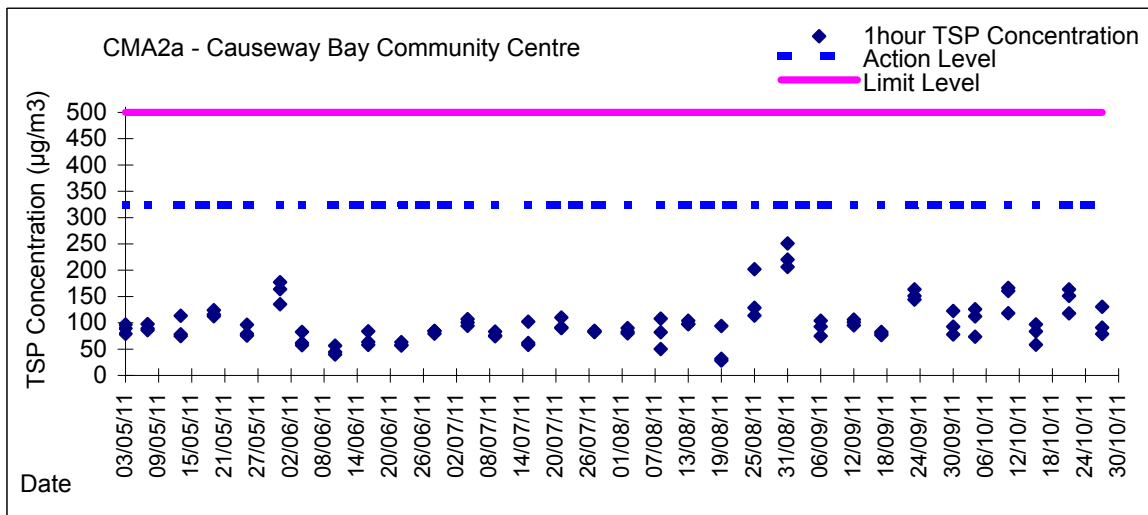
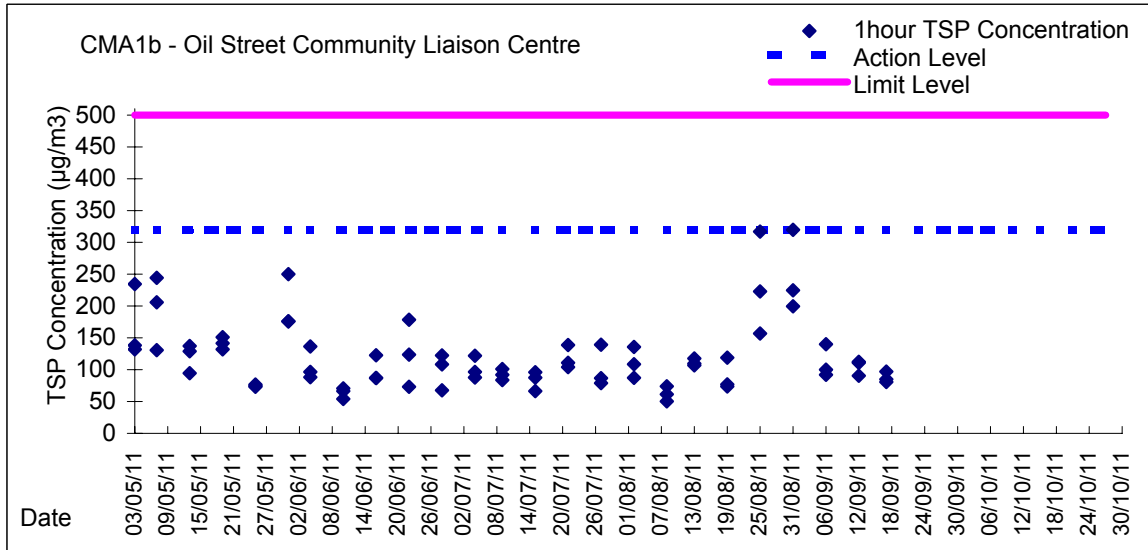
Date	Sampling Time	Weather Condition	Filter paper no.	Filter Weight, g		Elapse Time, hr		Sampling Time, hr	Flow Rate, m^3/min			Total Volume, m^3	TSP Level, $\mu\text{g}/\text{m}^3$
				Initial	Final	Initial	Final		Initial, Q_{si}	Final, Q_{sf}	Average		
28-Sep-11	8:00	Cloudy	001227	2.8652	3.0368	13158.53	13182.53	24.00	1.21	1.21	1.21	1744	98
3-Oct-11	8:00	Cloudy	001344	2.7801	2.8541	13185.52	13209.54	24.02	1.22	1.22	1.22	1764	42
8-Oct-11	8:00	Fine	001191	2.7585	2.9278	13212.54	13236.55	24.01	1.17	1.17	1.17	1684	101
14-Oct-11	8:00	Fine	001071	2.8100	2.8889	13239.54	13263.56	24.02	1.17	1.17	1.17	1684	47
20-Oct-11	8:00	Sunny	001091	2.7911	2.9625	13266.56	13290.56	24.00	1.37	1.37	1.37	1967	87
26-Oct-11	8:00	Fine	001124	2.7936	2.9300	13293.56	13317.56	24.00	1.19	1.19	1.19	1711	80

Report on 1-hour TSP monitoring

Action Level - 300.1 $\mu\text{g}/\text{m}^3$
Limit Level - 500 $\mu\text{g}/\text{m}^3$

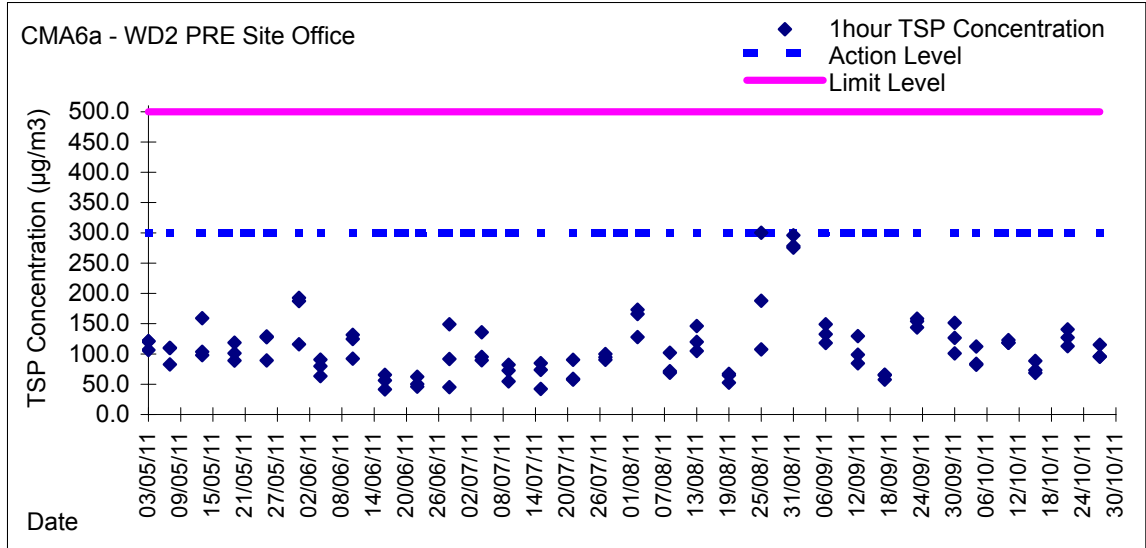
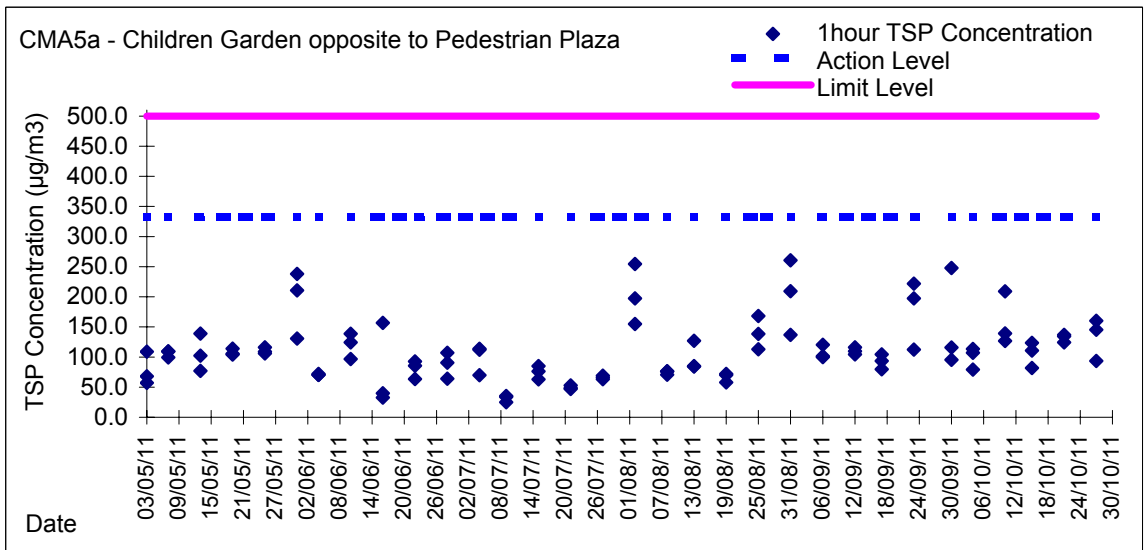
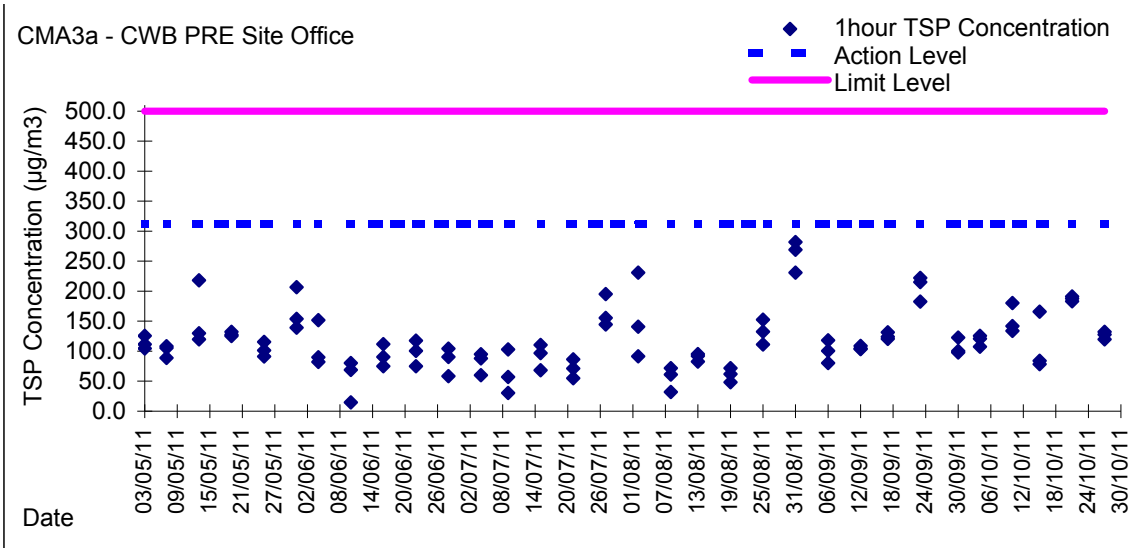
Date	Sampling Time	Weather Condition	Filter paper no.	Filter Weight, g		Elapse Time, hr		Sampling Time, hr	Flow Rate, m^3/min			Total Volume, m^3	TSP Level, $\mu\text{g}/\text{m}^3$
				Initial	Final	Initial	Final		Initial, Q_{si}	Final, Q_{sf}	Average		
30-Sep-11	8:20	Fine	001218	2.7610	2.7696	13182.53	13183.53	1.00	1.13	1.13	1.13	68	127
30-Sep-11	9:27	Fine	001216	2.7558	2.7625	13183.53	13184.53	1.00	1.11	1.11	1.11	66	101
30-Sep-11	10:33	Fine	001214	2.7661	2.7764	13184.53	13185.53	1.00	1.13	1.13	1.13	68	152
4-Oct-11	8:25	Cloudy	001211	2.7633	2.7708	13209.54	13210.54	1.00	1.11	1.11	1.11	67	112
4-Oct-11	9:27	Cloudy	001069	2.7965	2.8020	13210.54	13211.54	1.00	1.11	1.11	1.11	67	82
4-Oct-11	10:30	Cloudy	001189	2.7698	2.7754	13211.54	13212.54	1.00	1.11	1.11	1.11	67	84
10-Oct-11	9:23	Cloudy	001376	2.7779	2.7860	13236.55	13237.55	1.00	1.14	1.14	1.14	68	119
10-Oct-11	10:40	Cloudy	001378	2.7775	2.7852	13237.55	13238.55	1.00	1.08	1.08	1.08	65	118
10-Oct-11	13:05	Cloudy	001323	2.7773	2.7856	13238.55	13239.55	1.00	1.08	1.16	1.12	67	123
15-Oct-11	8:13	Fine	001089	2.7716	2.7763	13263.56	13264.56	1.00	1.14	1.14	1.14	68	69
15-Oct-11	9:20	Fine	001095	2.7855	2.7905	13264.56	13265.56	1.00	1.14	1.14	1.14	68	73
15-Oct-11	10:23	Fine	001093	2.8003	2.8062	13265.56	13266.56	1.00	1.11	1.11	1.11	67	88
21-Oct-11	8:23	Sunny	001405	2.7699	2.7793	13290.57	13291.57	1.00	1.39	1.39	1.39	83	113
21-Oct-11	9:30	Sunny	001400	2.7780	2.7895	13291.57	13292.57	1.00	1.36	1.36	1.36	82	141
21-Oct-11	10:45	Sunny	001404	2.7605	2.7708	13292.57	13293.56	0.99	1.36	1.36	1.36	81	127
27-Oct-11	8:35	Fine	001423	2.7778	2.7846	13317.56	13318.56	1.00	1.19	1.19	1.19	71	95
27-Oct-11	9:40	Fine	001425	2.7730	2.7800	13318.56	13319.56	1.00	1.22	1.22	1.22	73	96
27-Oct-11	10:45	Fine	001427	2.7790	2.7874	13319.56	13320.56	1.00	1.22	1.22	1.22	73	115

Graphic Presentation of 1 hour TSP Result



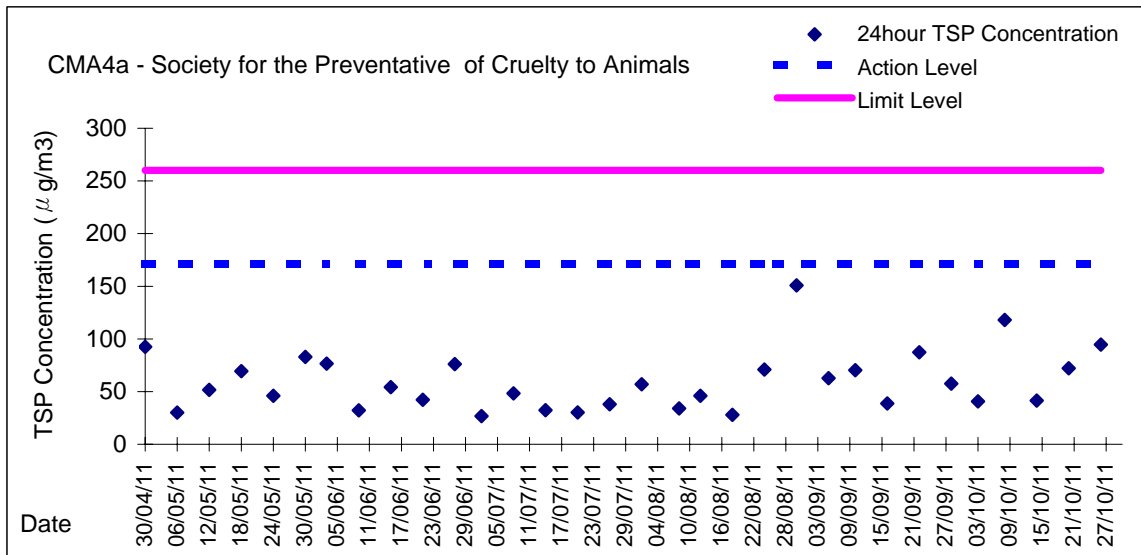
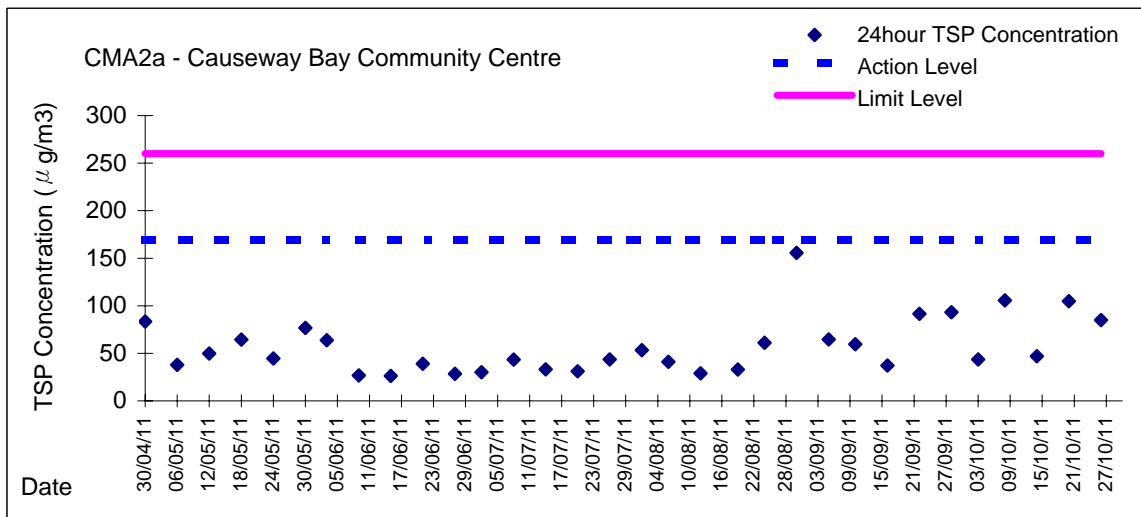
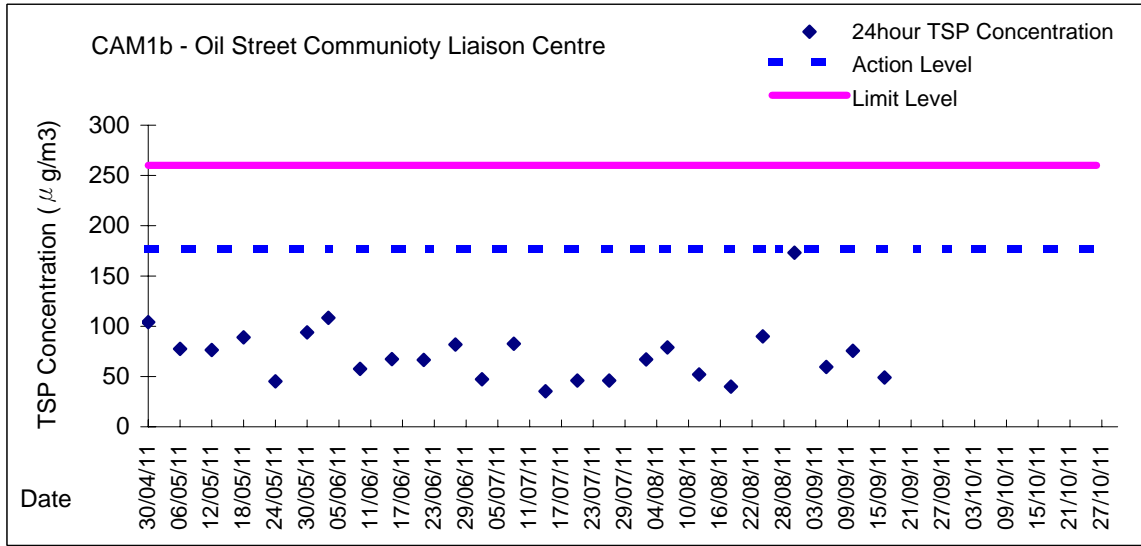


Graphic Presentation of 1 hour TSP Result





Graphic Presentation of 24 hour TSP Result





Graphic Presentation of 24 hour TSP Result

